

Wagner & Griswold Society

Online Forum: [Wagner and Griswold Forum](#)
Join Now: [Wagner and Griswold Society Membership](#)
Visit Us on Facebook: [Facebook](#)

LODGE CAMP OVENS (Read 5631 times)

Sam Roberts
WAGS member
★★★★★

LODGE CAMP OVENS
Jul 8th, 2010, 9:13pm

This topic will hopefully aid and publish information concerning Lodge CO's. I cannot guarantee anything published will be 100% accurate, but that is what you are there for and that is to help me out. Please review the attached PDF file in the next entry of this thread and let me know what you think, and any corrections that I need to make. Also feel welcome to tackle a series of CO's made my Lodge and see what you can come up with.

Thanks,
Sam

Sam Roberts
WAGS member
★★★★★

Re: LODGE CAMP OVENS
Reply #3 - Jul 10th, 2010, 11:13am

Quote from Paul Beer on Jul 10th, 2010, 10:28am:
Sam, on the custom lids they also put one out with a steers head on it. I have one and can get you a picture when I get back to Arizona in september. They were a limited edition. Maybe this is not what you were wanting but let me know.

Sure, I'd love to have a good picture of the top. I also need when it was made, size, finish, etc. Even if you got it before 1993 I will need it, and will add it to the correct series. Anything you have will be welcome.

Roger Barfield
Forum Administrator
WAGS member
★★★★★

Re: LODGE CAMP OVENS
Reply #4 - Jul 10th, 2010, 11:55am

Does anyone know what years they made the 16 deep camp ovens?

Sam Roberts
WAGS member
★★★★★

Re: LODGE CAMP OVENS
Reply #5 - Jul 10th, 2010, 1:09pm

According to the RB 20's-40's. They are also listed in one of the older Lodge catalogs we have here on the site. The same catalog lists a 9, 11, 13 and 18 during the same time period. I would like to have one of those but never have seen any of them... 😞

Roger Barfield
Forum Administrator
WAGS member
★★★★★

Re: LODGE CAMP OVENS
Reply #6 - Jul 10th, 2010, 4:09pm

I know what you mean Sam, I'd like to find some of them as well. Also, don't forget there are photos of the custom lids on the Lodge page in the foundry section. I think most all of them are shown that I know of.

Sam Roberts
WAGS member
★★★★★

Re: LODGE CAMP OVENS
Reply #7 - Jul 10th, 2010, 4:50pm

yeah I know they are there. I just hope someone knows the dates....Thanks

Sam Roberts
WAGS member
★★★★★


Re: LODGE CAMP OVENS
Reply #8 - Jul 11th, 2010, 3:00am

The second series I will attempt I will name it: Lodge Camp Ovens ??? - 1993.

Now for a couple of questions

1. The IDOS Lid. Does anyone have a better picture? I emailed IDOS requesting the rest of the information I need.
2. ELK-Does anyone have a better picture? What year/s was it made? What size of CO was it made for? Received info
3. LONGHORN. I should be getting a better picture and the rest of the information on it.
5. Olympics Salt Lake 2002. Pretty sure of the year. Did I miss this one? If anyone has it, what does the bottom look like? Should it go with the Modern Series>
6. I didn't list the UTAH CO, cause I have one of those.

Thanks, Sam

 [lids_Page000.jpg](#)




Tom Penkava
WAGS member
★★★★★

Re: LODGE CAMP OVENS
Reply #9 - Jul 11th, 2010, 9:25am

Here is a picture of the Elk
I think the animal series was from 1992 to 1997, and also believe the COs were all the #12 regular.

Resized the pic/Sam

 [Resized_Lodge_Elk_12_Inch_Lid_2.jpg](#)



Tom Penkava
WAGS member
★★★★★

Re: LODGE CAMP OVENS
Reply #10 - Jul 11th, 2010, 9:33am

Here are the dates.
As for the Wildlife Series we introduced in 1992, this was intended to appeal to the hunters and campers in various areas of the U.S. and bring their attention to cast iron. Mr. Kellermann (Bob) knew at the time that this was only going to be run for a short period of time. It was discontinued in January 1997.

Sam Roberts
WAGS member
★★★★★

Re: LODGE CAMP OVENS
Reply #11 - Jul 11th, 2010, 10:31am

Tom, Thanks, once again. I resized the picture.

Sam Roberts
WAGS member
★★★★★

Re: LODGE CAMP OVENS
Reply #12 - Jul 11th, 2010, 10:45am

I reread his post but Paul won't be able to get a better picture of the Longhorn until sometime in September. I'm sure he still speak to us if someone furnishes me one now.

Sam Roberts
WAGS member
★★★★★


Re: LODGE CAMP OVENS
Reply #13 - Jul 11th, 2010, 6:10pm

PDF file for Modern Lodge CO updated again.....

Dwayne Henson
Moderator
★★★★★

Re: LODGE CAMP OVENS
Reply #14 - Jul 11th, 2010, 9:35pm

Sam not sure if this is what you wanted, but here are a few of the different styles of CO I've observed
The first is the Deep #10 for Sportsman Warehouse. Not listed in any catalog. The lid is a egg logo one. The loop handle is not tapered. There is only a radius from the raised lip to the lid itself, no ridge. If you look at the edge of the lid there is a ridge. I have a photo of that later on. I believe we bought it in 2007

 [Lodge_10DCO_Egg_Logo_Sportsman_WarehouseLid.jpg](#)



Dwayne Henson
Moderator
★★★★★


Re: LODGE CAMP OVENS
Reply #15 - Jul 11th, 2010, 9:39pm

Here first photo of the Sportsman Warehouse Oven, a #10 Deep. It has the depressed lid is a egg logo with the Lodge egg, then it also has USA 10DCO inside that

circle. Note the leg style on this one. The legs flare where they meet the oven.

 [Lodge_10DCO_Egg_Logo_Sportsman_Warehouse-_Flared_Leg.jpg](#)



 **Dwayne Henson**
Moderator

★★★★★

 **Re: LODGE CAMP OVENS**

Reply #16 - Jul 11th, 2010, 9:39pm

Here is a #12 Lodge Lid, egg logo. The differences I see from the newer #10: There is a ridge where the raised lip meets the lid. The handle itself is tapered, and begins with a dallop. I haven't seen any of this style with a molder's mark. It has the raised ridge along the edge of the lid.

 [Lodge_12DCO_Lid.jpg](#)



 **Dwayne Henson**
Moderator

★★★★★

 **Re: LODGE CAMP OVENS**

Reply #17 - Jul 11th, 2010, 9:46pm

This CO lid is older than the previous lid. It is off a Lodge Spider. It has a tapered handle with no dallop. No logo. The 12 is raised, and this one has a molder's mark (U). The ridge where the raised lip meets the lid is less pronounced. The lip itself is slightly tapered inward, where the two above straight up.

 [Lodge_12_Lid_older_Style.jpg](#)



 **Dwayne Henson**
Moderator

★★★★★

 **Re: LODGE CAMP OVENS**

Reply #18 - Jul 11th, 2010, 9:47pm

Here is photo of the edges of the two #12 CO Lids. The newer one is on the left, showing the ridge I was talking about earlier. Hard to see but the lip on the right, (the older one) tapers inward.

 [Lodge_12_CO_Lids_Newer_on_left_older_on_Right.jpg](#)



 **Dwayne Henson**
Moderator

★★★★★

 **Re: LODGE CAMP OVENS**

Reply #19 - Jul 11th, 2010, 9:51pm

here is my #12 Deep CO. It has straight legs. No taper on those legs. It is hard to read; 12DCO2
MADE
IN
USA

D

 [Lodge_12DCO_Straight_Leg_001.jpg](#)



 **Sam Roberts**
WAGS member

★★★★★

 **Re: LODGE CAMP OVENS**

Reply #20 - Jul 11th, 2010, 9:56pm

Quote from Dwayne Henson on Jul 11th, 2010, 9:39pm:

Here is a #12 Lodge Lid, egg logo. The differences I see from the newer #10: There is a ridge where the raised lip meets the lid. The handle itself is tapered, and begins with a dallop. I haven't seen any of this style with a molder's mark. It has the raised ridge along the edge of the lid.

Any ideal of the year/s on this one? thanks...

 **Dwayne Henson**
Moderator

★★★★★

 **Re: LODGE CAMP OVENS**

Reply #21 - Jul 11th, 2010, 9:58pm

Here is a shallow #14 CO. The legs start with a dallop. The lid resembles the older #12 except it says 14. The #12 Lodge Spider I have also has this type of leg. All of these CO's have Lodge's reverse 7 at the bail attachment area. In order of age. The 14 is my oldest Lodge oven, then the #12, then last the #10. Maybe with other photos we can get some kind of timeline. Where does the 4 and 6 sided handles fit in? IMO they are older than any I have shown. There is also a shallow CO lid, I believe it was an egg logo. I no longer have an example of that, but I'm sure someone does.

 [Lodge_Shallow_CO_Raised_14_Dallosed_Leg.jpg](#)



 **Dwayne Henson**
Moderator

★★★★★

 **Re: LODGE CAMP OVENS**

Reply #22 - Jul 11th, 2010, 10:09pm

Sam when do we date the skillet with the same markings? I have always thought that these were the first with MADE IN USA. 1965-1970's?

 **Sam Roberts**
WAGS member

★★★★★

 **Re: LODGE CAMP OVENS**

Reply #23 - Jul 11th, 2010, 10:18pm

I have always thought those were the last ones before their modern logo, about 1965-early 90's. I may be wrong but that's why I'm asking so many questions.

We're gonna have to finish this later for 0400 comes awful early in the morning.

 **Tom Penkava**
WAGS member

★★★★★

 **Re: LODGE CAMP OVENS**

Reply #24 - Jul 11th, 2010, 11:55pm

Quote from Dwayne Henson on Jul 11th, 2010, 9:58pm:

There is also a shallow CO lid, I believe it was an egg logo. I no longer have an example of that, but I'm sure someone does.

I think I have that one, but I can't get to any of my iron for another week. We have tables setup in the garage, loaded with mother's things, for a garage sale this coming week end. (had to move her to a nursing home and I am her POA, so I have to liquidate most of her things)
As soon as I can get to my shelves, I'll look & take pictures of my COs. Have the 8 reg, 12s are BSA and LC, both 14s, two 16s, and we have already done the 5,6,10.

I did have a 12 from the 70s, but gave it to a friend. Will see about barrowing it for some pictures.

 **Sam Roberts**
WAGS member

★★★★★

 **Re: LODGE CAMP OVENS**

Reply #25 - Jul 12th, 2010, 7:13pm

So many questions, questions mostly unanswered. The modern series was easy compared to this one. Going from new to old the ones with Made in USA are probably the newest. Then again there are at least 2 versions of this type. The one like Dwayne's above which gives the entire part number, then I have some that has e.g. a big 12 on the first line, then CO on the next, followed by Made in USA etc. I feel these were made before Dwaynes. Then you have ones made prior to when they put Made in USA, still the same series but all that was on the bottom was the incised size. Before that, still the same series but the raised size. All with the same ears (looks like a reversed 7). Now about the legs: The earlier ones probably had the thinner legs and maybe they got complaints about them breaking and they tried different styles until they found one that would work. Lids and their handles. I think we can forget the 4 and

6 sided ones for now for I believe they were pre WWII. Just my own opinion, but it might be they had to experiment with the different types because the earlier ones were not coming out of the sand smoothly and destroying the mold. Concerning the edge of the lid, maybe they achieved a tighter fit with the newer style they tried after listening to their customers. All of the above is just my opinions and guesses, but questions we must answer if we expect to put together anything that is accurate enough to be used as a reference tool.

Paul Beer
WAGS member
★★★★★

Re: LODGE CAMP OVENS
Reply #26 - Jul 12th, 2010, 9:27pm

You know, the impression I got from out from our plant tour was that Lodge didn't really pay much attention to their history as to production and the variations. They don't seem to have many markings with their name like Griswold and Wagner which is probably why they are not as sought after. My early experience with cast iron as a kid in Arizona on the ranches etc was with Lodge as that is the only thing that the ranchers co-op carried in the 30's thru the 60's. So we cooked with the camp ovens of that era and they are still the best of all of them and the other foundry's in my opinion. So, Sam you have a ton of work to pull what clues we can get as to the circas and variations. I will get pictures of the ovens that I have which are all users on our wagons etc to you when I get back to the hacienda at the end of the summer. Good luck to you and thanks for anchoring the project as I am a Lodge fan...at least of the old stuff. Paul

Sam Roberts
WAGS member
★★★★★

Re: LODGE CAMP OVENS
Reply #27 - Jul 13th, 2010, 6:50pm

Well here we go. What I would like to do is take the newest CO in our second series and beat it to death... On the next entry I will post the picture that Dwayne sent and we will go from there. Since I have none with this style bottom I will need a good picture of the bottom, Top and Ear. I will take your opinion on what size it came in, deep or regular and the years it was made.. I have my own opinions and we may disagree but that's what we're here for. Since there are so many different COs please send me info on this one only...We will eventually cover them all...

Sam Roberts
WAGS member
★★★★★

Re: LODGE CAMP OVENS
Reply #28 - Jul 13th, 2010, 6:51pm

CO now open for discussion.

 [Lodge_12DCO_Straight_Leg_001_001.jpg](#)



Sam Roberts
WAGS member
★★★★★

Re: LODGE CAMP OVENS
Reply #29 - Jul 14th, 2010, 6:35pm

Years the above CO could have been made. (Dwayne I'm not picking at you) The CO, to my way of reasoning, could not have been made before Lodge started their Logic Seasoning. Why? The Item #, Lodge Logic would have been identified 12DCO3 and before that time there were no reason to identify their Original Finish COs just because there was no reason to add a 2 to their item numbers. So with that in mind: CO's up until Lodge Logic was made would be identified by Item # 12CO (see pic). After Lodge Logic original finish Item # 12CO2, and the Lodge Logic finish # 12CO3. So Dwayne your CO was made between the time Lodge started their Logic Finish until sometime in 2005. (Agree/Disagree?)

This CO was made between 2003 2002 and 2007. Reason: According to email from Lodge they started making their "Logic" finish in 2003 2002 and they quit offering "original" finish in 2007 (#9 cat has it #10 does not) Agree yes/no?

Cat 10 pg 1 states Loge Logic 2002

 [CIMG1902.JPG](#)



Sam Roberts
WAGS member
★★★★★

Re: LODGE CAMP OVENS
Reply #30 - Jul 15th, 2010, 11:17am

Hey Guys/Gals, I ain't quite that smart... need some help on the above style of CO.... that is the 12CO2, I'll be writing something about the 12CO shortly..

Dwayne Henson
Moderator
★★★★★

Re: LODGE CAMP OVENS
Reply #31 - Jul 16th, 2010, 7:18pm

Sam, I would say that both of those CO are in the same series, just different years. Same leg style, Similiar lettering. Sorta like when Chevy's all had fins. Different year models, but were the same recognizeable series. IMO these CO's could also be placed at the same time frame as the skilletts that are similiarly marked. Part of our problem is the large gap we have in the catalogs. The gap of a 1968 then a Catalog #7 is huge. My #7 catalog has a postmark of May 11, 2004 on it. I have a Lodge pamphlet that I picked up around 2000-2002 that has some different numbers, and no Lodge Logic offered. It has as a new item the Half Pint Serving Kettles (HP2), (Anyone know when they first came out?). The numbers are as follows:

5CO2
8CO2
10CO2A
12CO2A-Shallow
12DCO2A-Deep
14CO2
14DCO2
16CO

Does that help in the time frame any? I do wonder if Lodge Logic came out prior to the #7 catalog though. I would think that Lodge would have had some fan fare over this. It is just listed in the #7 catalog like everyone already knows about it? 😞

Tom Penkava
WAGS member
★★★★★

Re: LODGE CAMP OVENS
Reply #32 - Jul 16th, 2010, 8:33pm

I do wonder if Lodge Logic came out prior to the #7 catalog though. I would think that Lodge would have had some fan fare over this. It is just listed in the #7 catalog like everyone already knows about it? 😞

Page 1 of the #10 catalog < In 2002, we introduced Lodge Logic : seasoned, ready-to-use cookware. > it goes on about earning the good housekeeping seal of excellence.

Sam Roberts
WAGS member
★★★★★

Re: LODGE CAMP OVENS
Reply #33 - Jul 16th, 2010, 9:23pm

My take on the dates:

8CO, 10CO etc: Mid 1995 thru 2002 - Reason - Started making them when they added the MADE IN U.S.A. Ended when they had to identify what kind of finish, either Original or Logic.

8CO2, 10CO2 etc: 2002 thru 2007 - Reason - Started making them with that item # when they had to have a way to identify the kind of finish - 8CO2 Original, 8CO3 Logic. Ended - #9 Catalog was the last time they were offered.

Let me know what you think ----

Dwayne Henson
Moderator
★★★★★

Re: LODGE CAMP OVENS
Reply #34 - Jul 16th, 2010, 11:38pm

I'm still pondering Sam, Tom thanks for the date on Lodge Logic. So any CO's ending in a 3 are from 2002 and newer. Curious what does a #5 CO say on the bottom? The pamphlet I have says it's a 5CO2, is all of that number on the bottom? Am curious if Lodge always placed a 2 on the natural finish. Another thing that might help is what postmark dates do you have on your catalogs? Does anyone have a copy of catalogs 1-5?

#7 Postmarked 5-11-04
#8 No Postmark
#9 Postmarked 9-07-05
#10 Postmarked 5-29-07
The newer catalogs were downloadable

Steve Butler
WAGS member
★★★★★

Re: LODGE CAMP OVENS
Reply #35 - Jul 17th, 2010, 1:21am

Hey Dewayne, don't mean to but in but, my 5" do has 5CO at the top and USA at the bottom. Hope that helps. Steve

Steve Butler
WAGS member
★★★★★

Re: LODGE CAMP OVENS
Reply #36 - Jul 17th, 2010, 1:33am

Evening Sam, I noticed that you were waiting for a picture of the a Lodge Longhorn DO. I am very new to the forum and going back looking a all the old post and found a picture of it. Look at post Lewis and Clark camp oven dated Oct. 12, 2005, On the 14th reply. Very cool. The longhorn actually looks mad. Would love to find one of those. Hope that was what you were looking for. Steve

Sam Roberts
WAGS member
★★★★★

Re: LODGE CAMP OVENS
Reply #37 - Jul 17th, 2010, 2:08am

My #5 says 5CO on one line then USA on another. Lodge would not have placed a 2 on any cast iron prior to 2002 because there was no need to identify it from another finish. I only have one catalog with a postmark the #7 Postmarked 11-19-03.

Sam Roberts
WAGS member
★★★★★

Re: LODGE CAMP OVENS
Reply #38 - Jul 17th, 2010, 2:24am

Quote from Steve Butler on Jul 17th, 2010, 1:33am:

Evening Sam, I noticed that you were waiting for a picture of the a Lodge Longhorn DO. I am very new to the forum and going back looking a all the old post and found a picture of it. Look at post Lewis and Clark camp oven dated Oct. 12,2005, On the 14th reply. Very cool. The longhorn actually looks mad. Would love to find one of those. Hope that was what you were looking for. Steve

That picture came from the Lodge Tour. We are waiting for a better picture..

Sam Roberts
WAGS member
★★★★★

Re: LODGE CAMP OVENS
Reply #39 - Jul 17th, 2010, 2:27am

I don't think your will find it on any COs but we have been talking about item numbers ending in 2 & 3, did you know Lodge also made item numbers that ended in 1? It was used mostly on their skilletts like 10SK1 and used to identify a polished item... 😞

Dwayne Henson
Moderator
★★★★★

Re: LODGE CAMP OVENS
Reply #40 - Jul 17th, 2010, 3:18pm

I'm not sure that the ending number will always be cast on the item. The #12 Deep I have shown here has the 2 on it; 12DCO2, The #10 Deep I have shown above was a pro logic item and just has USA 10DCO cast in the bottom, no 2 or 3. I think Lodge just cast one CO, and then down the line would take a certain number of those COs out of a bin and place it on hooks and off that CO went to the seasoning, pro-logic booth. I don't believe that Lodge would take the time or money to have a special pattern just to have a three on the end of the catalog number. I think that the 2 or 3 just told Lodge when the order came in, if the customers wanted natural or pro logic finish.

Now has anyone have a photo of a Lodge CO that has a 3 on the end? I don't think I've ever seen a cast Lodge CO number that ended in 3.

Sam Roberts
WAGS member
★★★★★

Re: LODGE CAMP OVENS
Reply #41 - Jul 17th, 2010, 4:59pm

I thought we were going to be like a young married couple and have our first fight. But you're right, at least partially right (we can still argue can't we). I agree there has never been a 3 cast as part of the Item # in a Lodge CO. Now answer me this, have you ever seen a Lodge CO in the Original finish that also had their new Logo started in 1992? I personally feel they ran two different patterns when they were doing the original and logic finishes at the same time.

P.S. Don't yell too loud.. 😊

Dwayne Henson
Moderator
★★★★★

Re: LODGE CAMP OVENS
Reply #42 - Jul 17th, 2010, 5:13pm

Sam you will have to explain better to me which logo you mean, I read slow 😊 Are you talking about the egg in the skillet logo?

Sam Roberts
WAGS member
★★★★★

Re: LODGE CAMP OVENS
Reply #43 - Jul 17th, 2010, 5:36pm
[Quote from Dwayne Henson on Jul 17th, 2010, 5:13pm:](#)

Sam you will have to explain better to me which logo you mean, I read slow 🙄 Are you talking about the egg in the skillet logo?

This one. It's not from a CO but you know which one I'm talking about.

 [CIMG1918.JPG](#)



Dwayne Henson
Moderator
★★★★★

Re: LODGE CAMP OVENS
Reply #44 - Jul 17th, 2010, 6:47pm

Sam, as a man with daughters, (read that frugal, tight, or often just finding that my wallet has been emptied 🙄) I have only bought one, 1, solo uno, CO new in the box and that is that uncataloged deep #10 from Sportsman Warehouse that came only with the Pro-Logic Finish. All the rest I have bought in the secondary market, flea markets, garage sales or by word of mouth and already had a coating of seasoning or sometimes just crud in place. . I do believe that 8-10 years ago that at a closing sale of Amarillo's oldest hardware store that they did have that type of CO lid (egg in skillet) for sale in the natural finish. In the #7 Catalog all the COs were offered in Natural (8, 10, 12, 12D, 14, 14D, 16), and only 3 offered in Pro-Logic, (10, 12, 12 Deep), None of the replacement lids were offered in Pro-Logic, only natural finish.

(I wish others would chime in. Surely Sam, Tom, Paul, Steve and I are not the only ones with CO's. It would be nice to some other photo's and hear other thoughts on the matter.)

As far as one pattern for natural finish CO's and another pattern for Pro-Logic CO's, I don't see why they would bother. In the #7 catalog more items are offered in the natural than in the Pro-Logic finish. I think they wanted to see how the Pro-Logic would sell, so they started small. As sales went up, more items were offered in Pro-Logic. In the #8 catalog more items are offered in Pro-Logic than natural. Then in Catalog #10 natural is gone and all are Pro-Logic.

Sam Roberts
WAGS member
★★★★★

Re: LODGE CAMP OVENS
Reply #45 - Jul 17th, 2010, 7:19pm

Yeah, I know what you mean about the help with this thing, for we can't do it on our own. Yes Tom just sent me one of the Sportsman's Warehouse deep 10's just like earlier someone else on here sent me one of the Lewis & Clark COs. I need all the help I can get. That deal about the 2 different patterns just made sense to me and I'm probably wrong it too. Maybe someone that knows more on this than we do will give us a hand....

Roger Barfield
Forum Administrator
WAGS member
★★★★★

Re: LODGE CAMP OVENS
Reply #46 - Jul 18th, 2010, 8:16pm

I just checked all my Lodge camp ovens. The numbers are as follows:

6CO
8CO
10CO
10DCO
12CO
14CO
14DCO
16CO

Now, I know the #12 was not Lodge Logic, but all the other ones are. I purchased the 12 around 2005 and all the others since then. Unfortunately, I don't have any older Lodge camp ovens to compare.

Sam Roberts
WAGS member
★★★★★

Re: LODGE CAMP OVENS
Reply #47 - Jul 20th, 2010, 12:30pm

I haven't forgot the few that has helped. I will start working on the ones that we have been talking about when I get a few minutes. The first draft will need about a thousand corrections but, hopefully, eventually we will get there..... and, oh yes, a large order of fries with that please... 🙄

Steve Butler
WAGS member
★★★★★

Re: LODGE CAMP OVENS
Reply #48 - Jul 22nd, 2010, 5:49pm

Hey Sam, I saw in you notes that you mentioned a Lodge DO that you called Utah Co. What is that and can you post a picture? I had not heard of that one. Thanks Steve

Sam Roberts
WAGS member
★★★★★

Re: LODGE CAMP OVENS
Reply #49 - Jul 22nd, 2010, 6:09pm

It was just a Camp Oven for Utah's Centennial Celebration.

 [UTAH12_Page000.jpg](#)



Steve Butler
WAGS member
★★★★★

Re: LODGE CAMP OVENS
Reply #50 - Jul 23rd, 2010, 12:20am

Thanks Sam for the info and picture. Steve

Sam Roberts
WAGS member
★★★★★

Re: LODGE CAMP OVENS
Reply #51 - Jul 23rd, 2010, 1:08am

Hey Dwayne, The Never used CO in the box I received yesterday had a shipping label from 1998. It had the new Lodge logo and inside that logo it was identified as a 12CO. So that's the first one I remember seeing with the new logo only identified as having the original finish. Also it lets me know that every once in awhile you're right.. 😊

Steve Butler
WAGS member
★★★★★

Re: LODGE CAMP OVENS
Reply #52 - Jul 23rd, 2010, 6:21am

Sam, is the Lodge IDOS dutch oven that you pictured a 12" pot? Were they a special run and about when were they sold? Thanks Steve

Sam Roberts
WAGS member
★★★★★

Re: LODGE CAMP OVENS
Reply #53 - Jul 23rd, 2010, 9:19am

You are asking the same questions that we are trying to find the answers for. About the most positive answer I can give you is, yes, we believe the lid was for a #12 CO. They were a Special Order or Run, ordered by the IDOS, what year we don't know. One WAGS member talked to a couple of IDOS members and they don't even know.

I know the answers I gave you is not what you want to hear....Maybe sometime in the future we will find out.....Sam

Tom Penkava
WAGS member
★★★★★

Re: LODGE CAMP OVENS
Reply #54 - Jul 23rd, 2010, 2:09pm

Sam, I dug the original boxes out of the attic last night to put with the COs that came in them. When I get home from work today, I will take pictures of the box/CO. The boxes have the CO2 or co3, but the CO that was in it only has the CO, no co2 or co3. I have the #8, 4#10s, the BSA and L&C, 2#14s, and 2#16s to take pictures of with their boxes.

Sam Roberts
WAGS member
★★★★★
Lodge what? !!!

Re: LODGE CAMP OVENS
Reply #55 - Jul 23rd, 2010, 2:19pm

Tom, I DO appreciate it....

Steve Butler
WAGS member
★★★★★

Re: LODGE CAMP OVENS
Reply #56 - Jul 23rd, 2010, 7:07pm

Hey Sam, any answer you give me is appreciated, I find these very interesting. The Lodge special lid DOs are sharp and I like the history. Thanks Steve

Tom Penkava
WAGS member
★★★★★

Re: LODGE CAMP OVENS
Reply #57 - Jul 24th, 2010, 7:15pm

8co2

 [8Panarama.jpg](#)



Tom Penkava
WAGS member
★★★★★

Re: **LODGE CAMP OVENS**
Reply #58 - Jul 24th, 2010, 7:16pm
14DC02

[panarama_017.jpg](#)



Tom Penkava
WAGS member
★★★★★

Re: **LODGE CAMP OVENS**
Reply #59 - Jul 24th, 2010, 7:17pm
16C02

[panarama_018.jpg](#)



Tom Penkava
WAGS member
★★★★★

Re: **LODGE CAMP OVENS**
Reply #60 - Jul 24th, 2010, 7:17pm
L6CO3

panarama_019.jpg



Tom Penkava
WAGS member
★★★★★

Re: **LODGE CAMP OVENS**
Reply #61 - Jul 24th, 2010, 7:18pm
L10DCO3

panarama_020.jpg



Tom Penkava
WAGS member
★★★★★


Re: **LODGE CAMP OVENS**
Reply #62 - Jul 24th, 2010, 7:19pm
L10DCO3SW

panarama_021.jpg



Tom Penkava
WAGS member
★★★★★


Re: **LODGE CAMP OVENS**
Reply #63 - Jul 24th, 2010, 7:19pm
12C03BSA

 [panarama_022.jpg](#)



Tom Penkava
WAGS member
★★★★★

Re: **LODGE CAMP OVENS**
Reply #64 - Jul 24th, 2010, 7:20pm
L12DC03LC

 [panarama_023.jpg](#)



Tom Penkava
WAGS member
★★★★★

Re: LODGE CAMP OVENS
Reply #65 - Jul 24th, 2010, 7:21pm

This is an older #10, but am posting here anyway so you have it.

panarama_024.jpg



Tom Penkava
WAGS member
★★★★★

Re: LODGE CAMP OVENS
Reply #66 - Jul 24th, 2010, 7:21pm
Older 14 CO

panarama_025.jpg



Sam Roberts
WAGS member
★★★★★

Re: LODGE CAMP OVENS
Reply #67 - Jul 24th, 2010, 7:44pm
Quote from Tom Penkava on Jul 24th, 2010, 7:21pm:
This is an older #10, but am posting here anyway so you have it.

On this #10 it's still made as early as the mid-60's. I'm saying that because of the Made in USA.... Agree?

Sam Roberts
WAGS member
★★★★★

Re: LODGE CAMP OVENS
Reply #68 - Jul 24th, 2010, 7:50pm
Tom,

I love those CO's. I just wish I was able to go out, go camping like I used to. My doctor and I had an argument about that and so far, he's won. I counted mine last night and including the MACAs I've got 31 COs.

Thanks for the pictures. I've started a write up and hopefully get it out sometime next week.

Dwayne Henson
Moderator
★★★★★

Re: LODGE CAMP OVENS
Reply #69 - Jul 24th, 2010, 8:24pm
Nice Tom.

So is that one I pictured earlier the only one that had a 2 cast on it?
12DCO2

Lodge_12DCO2_Straight_Leg_001.jpg



Tom Penkava
WAGS member

Re: LODGE CAMP OVENS